

Range: **POWERBLOCK**

Type name: **DB12-180**



4

-

M

PERFORMANCES*		CONFIGURATION	
Voltage:	12 V	Size:	532x207x214 mm (4D)
Capacity:	190 Ah (20h)	Polarity:	4
Cap. 5/10/100h:	155/180/196 Ah	Terminal:	M (M8 thread)
Energy at 100h:	2,36 kWh	Holddown:	-
Cycles at 50%:	1000	Ventilation:	Valve regulated (VRLA)
Max. current:	1800 A (5seg)	Maintenance:	Not required (MF)
Int. Resistance:	3 mΩ		
Self-Discharge:	15 months		
(from the date of production, at 25°C)			

\*According to standards IEC 60254/60896

INTERNAL CONSTRUCTION		COMPONENTS	
Technology:	Manufacturer-sealed AGM	Container:	ABS/light grey
Alloy:	Calcium	Lid:	ABS/dark grey
Separator:	AGM (glass mat)	Plugs:	Termal sealing, ABS/dark grey
Total Weight:	54 kg	Handles:	On container, rope/white
Origin:	Asia		

RECOMMENDATIONS	
Storage:	Check voltage every 8 months.
Recharge:	Use automatic chargers with constant voltage and AGM setup.
Installation:	Use the appropriate cable section and length. Keep connections tight.

CEMA Baterías is the exclusive importer for Europe of DECK Battery products

### TABLES & CHARTS

### POWERBLOCK

### DB12-180

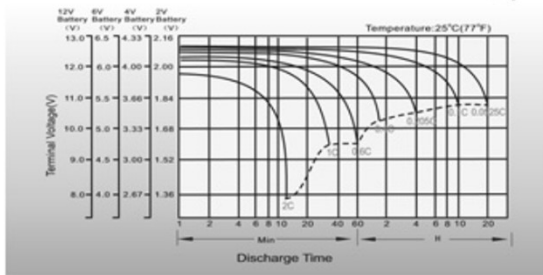
**DB12-180 Constant Current Discharge (Amperes) at 25 °C**

F.V/Time	10min	15min	20min	30min	45min	1h	2h	3h	4h	5h	6h	8h	10h	20h
1.85V/cell	242.2	206.0	172.3	136.9	103.6	84.9	54.1	42.7	34.9	28.1	24.5	19.9	17.0	9.27
1.80V/cell	309.5	248.9	203.7	161.6	120.5	95.1	59.0	46.0	37.3	30.2	26.3	21.1	18.0	9.36
1.75V/cell	340.1	271.8	219.1	167.7	125.1	99.5	61.2	46.8	38.1	31.0	27.0	21.5	18.2	9.45
1.70V/cell	370.6	290.2	230.2	174.6	130.1	102.6	63.6	48.2	39.1	31.8	27.6	21.8	18.4	9.63
1.65V/cell	400.0	308.6	244.6	184.2	133.3	106.0	65.4	50.2	40.5	32.7	28.2	22.1	18.7	9.76
1.60V/cell	434.3	330.0	260.6	194.4	139.0	109.8	67.6	51.7	41.7	33.8	28.8	22.3	18.9	9.81

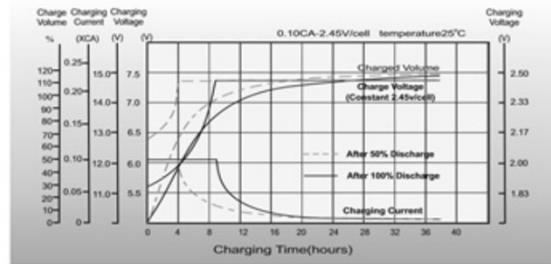
**DB12-180 Constant Power Discharge (Watts/cell) at 25 °C**

F.V/Time	10min	15min	20min	30min	45min	1h	2h	3h	4h	5h	6h	8h	10h	20h
1.85V/cell	447.4	384.3	324.7	261.0	199.2	163.7	105.0	83.3	68.2	55.2	48.2	39.3	33.6	18.4
1.80V/cell	564.9	458.1	378.2	303.2	229.9	182.4	113.8	89.1	72.5	59.0	51.5	41.5	35.6	18.5
1.75V/cell	610.8	494.3	403.0	312.2	236.3	189.9	117.6	90.4	73.8	60.3	52.7	42.1	35.9	18.7
1.70V/cell	650.7	520.4	420.3	323.2	244.8	195.3	122.0	92.8	75.7	61.7	53.7	42.7	36.2	19.0
1.65V/cell	695.8	549.0	443.2	338.1	248.7	200.4	124.7	96.3	78.0	63.2	54.7	43.3	36.9	19.2
1.60V/cell	738.1	577.5	467.0	354.5	257.8	206.4	128.2	98.8	80.2	65.1	55.8	43.6	37.2	19.3

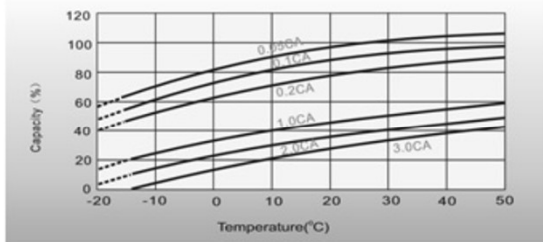
#### Discharge Characteristics



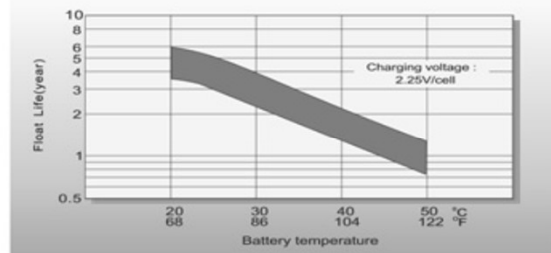
#### Charging Characteristics (cycle use)



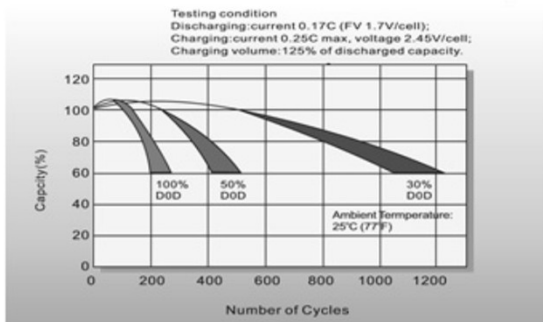
#### Temperature Effects in Relation to Batter Capacity



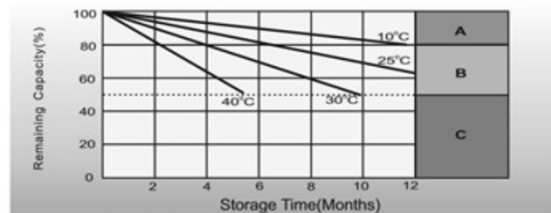
#### Effect of Temperature on Long Term Float Life



#### Cycle Life in Relation to Depth of Discharge



#### Self Discharge Characteristics



- A** No supplementary charge required (Carry out supplementary charge before use if 100% capacity is required.)
- B** Supplementary charge required before use. Optional charging way as below:  
 1. Charged for above 3 days at limited current 0.25CA and constant voltage 2.25V/cell.  
 2. Charged for above 20hours at limited current 0.25CA and constant voltage 2.45V/cell.  
 3. Charged for 8-10hours at limited current 0.05CA.
- C** Supplementary charge may often fail to recover the capacity. The battery should never be left standing till this is reached.