

**Range: POWERBLOCK**
**Type name: DB12-60**


PERFORMANCES*		CONFIGURATION	
Voltage:	12 V	Size:	260x168x208 mm (G24)
Capacity:	63 Ah (20h)	Polarity:	1
Cap. 5/10/100h:	52/60/66 Ah	Terminal:	M (M6 thread)
Energy at 100h:	0,79 kWh	Holddown:	-
Cycles at 50%:	1000	Ventilation:	Valve regulated (VRLA)
Max. current:	720 A (5seg)	Maintenance:	Not required (MF)
Int. Resistance:	7 mΩ		
Self-Discharge:	15 months		
(from the date of production, at 25°C)			

\*According to standards IEC 60254/60896

INTERNAL CONSTRUCTION		COMPONENTS	
Technology:	Manufacturer-sealed AGM	Container:	ABS/light grey
Alloy:	Calcium	Lid:	ABS/dark grey
Separator:	AGM (glass mat)	Plugs:	Termal sealing, ABS/dark grey
Total Weight:	18 kg	Handles:	On lid, PP/dark grey
Origin:	Asia		

RECOMMENDATIONS	
Storage:	Check voltage every 8 months.
Recharge:	Use automatic chargers with constant voltage and AGM setup.
Installation:	Use the appropriate cable section and length. Keep connections tight.

CEMA Baterías is the exclusive importer for Europe of DECK Battery products

### TABLES & CHARTS

### POWERBLOCK

### DB12-60

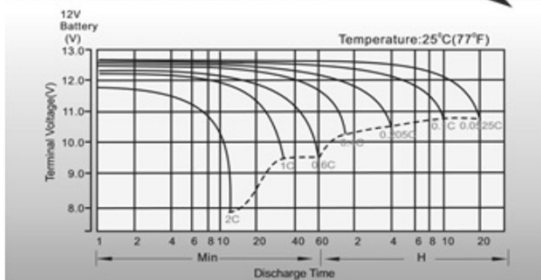
**DB12-60 Constant Current Discharge (Amperes) at 25 °C**

F.V/Time	10min	15min	20min	30min	45min	1h	2h	3h	4h	5h	6h	8h	10h	20h
1.85V/cell	80.7	68.7	57.4	45.6	34.5	28.3	18.0	14.2	11.6	9.38	8.17	6.63	5.66	3.09
1.80V/cell	103.2	83.0	67.9	53.9	40.2	31.7	19.7	15.3	12.4	10.1	8.76	7.03	6.00	3.12
1.75V/cell	113.4	90.6	73.0	55.9	41.7	33.2	20.4	15.6	12.7	10.3	9.00	7.15	6.06	3.15
1.70V/cell	123.5	96.7	76.7	58.2	43.4	34.2	21.2	16.1	13.0	10.6	9.19	7.25	6.12	3.21
1.65V/cell	133.3	102.9	81.5	61.4	44.4	35.3	21.8	16.7	13.5	10.9	9.39	7.37	6.25	3.25
1.60V/cell	144.8	110.0	86.9	64.8	46.3	36.6	22.5	17.2	13.9	11.2	9.59	7.44	6.31	3.27

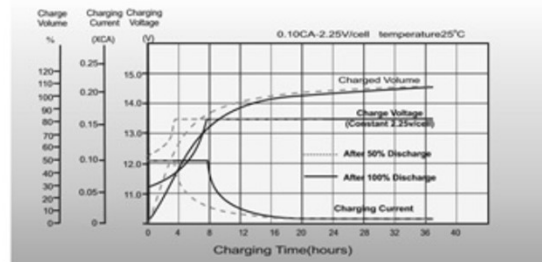
**DB12-60 Constant Power Discharge (Watts/cell) at 25 °C**

F.V/Time	10min	15min	20min	30min	45min	1h	2h	3h	4h	5h	6h	8h	10h	20h
1.85V/cell	149.1	128.1	108.2	87.0	66.4	54.6	35.0	27.8	22.7	18.4	16.0	13.1	11.2	6.12
1.80V/cell	188.3	152.7	126.1	101.1	76.6	60.8	37.9	29.7	24.2	19.7	17.1	13.8	11.9	6.17
1.75V/cell	203.6	164.8	134.3	104.1	78.8	63.3	39.2	30.1	24.6	20.1	17.6	14.0	12.0	6.22
1.70V/cell	216.9	173.5	140.1	107.7	81.6	65.1	40.7	30.9	25.2	20.6	17.9	14.2	12.1	6.34
1.65V/cell	231.9	183.0	147.7	112.7	82.9	66.8	41.6	32.1	26.0	21.1	18.2	14.4	12.3	6.41
1.60V/cell	246.0	192.5	155.7	118.2	85.9	68.8	42.7	32.9	26.7	21.7	18.6	14.5	12.4	6.44

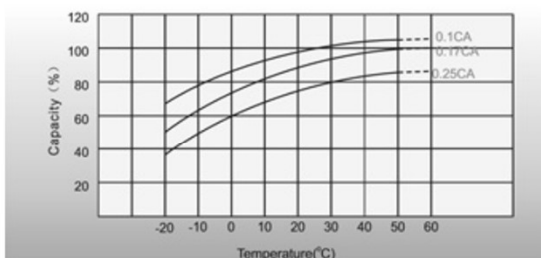
#### Discharge Characteristics



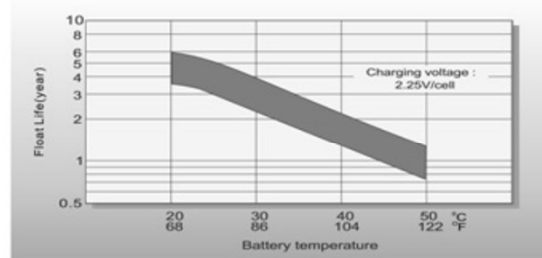
#### Float Charging Characteristics



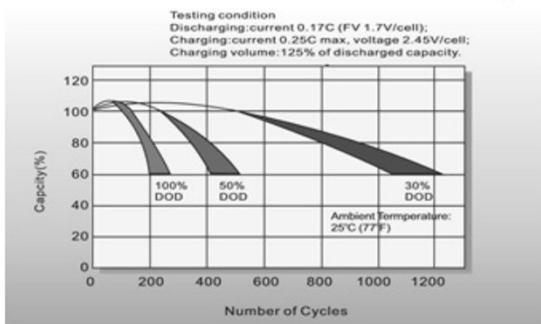
#### Temperature Effects in Relation to Battery Capacity



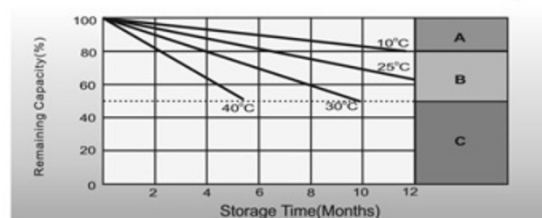
#### Effect of Temperature on Long Term Float Life



#### Cycle Life in Relation to Depth of Discharge



#### Self Discharge Characteristics



- A** No supplementary charge required (Carry out supplementary charge before use if 100% capacity is required.)
- B** Supplementary charge required before use. Optional charging way as below:  
 1. Charged for above 3 days at limited current 0.25CA and constant voltage 2.25V/cell.  
 2. Charged for above 20hours at limited current 0.25CA and constant voltage 2.45V/cell.  
 3. Charged for 8-10hours at limited current 0.95CA.
- C** Supplementary charge may often fail to recover the capacity. The battery should never be left standing till this is reached.