

Range: **POWERBLOCK**

Type name: **DB12-67**



PERFORMANCES*		CONFIGURATION	
Voltage:	12 V	Size:	348x167x178 mm
Capacity:	67 Ah (20h)	Polarity:	1
Cap. 5/10/100h:	54/62/69 Ah	Terminal:	M (M6 thread)
Energy at 100h:	0,82 kWh	Holddown:	-
Cycles at 50%:	1000	Ventilation:	Valve regulated (VRLA)
Max. current:	780 A (5seg)	Maintenance:	Not required (MF)
Int. Resistance:	7 mΩ		
Self-Discharge:	15 months		
(from the date of production, at 25°C)			

*According to standards IEC 60254/60896

INTERNAL CONSTRUCTION		COMPONENTS	
Technology:	Manufacturer-sealed AGM	Container:	ABS/light grey
Alloy:	Calcium	Lid:	ABS/dark grey
Separator:	AGM (glass mat)	Plugs:	Termal sealing, ABS/dark grey
Total Weight:	19 kg	Handles:	On container PP/dark grey
Origin:	Asia		

RECOMMENDATIONS	
Storage:	Check voltage every 8 months.
Recharge:	Use automatic chargers with constant voltage and AGM setup.
Installation:	Use the appropriate cable section and length. Keep connections tight.

CEMA Baterías is the exclusive importer for Europe of DECK Battery products

TABLES & CHARTS

POWERBLOCK

DB12-67

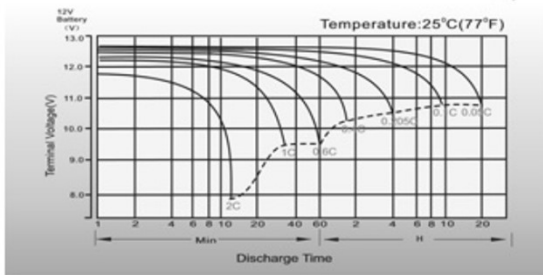
DB12-67 Constant Current Discharge (Amperes) at 25 °C

F.V/Time	10min	15min	20min	30min	45min	1h	2h	3h	4h	5h	6h	8h	10h	20h
1.85V/cell	87.6	75.5	65.6	50.8	37.8	30.6	18.5	14.2	11.78	10.04	8.79	7.11	5.98	3.20
1.80V/cell	102.5	85.9	73.8	55.7	40.8	32.7	19.7	14.9	12.34	10.47	9.16	7.40	6.21	3.25
1.75V/cell	111.8	93.8	79.0	58.7	42.8	34.2	20.4	15.3	12.65	10.72	9.35	7.51	6.27	3.29
1.70V/cell	120.7	100.1	82.9	61.4	44.3	35.6	21.1	15.8	12.96	10.97	9.53	7.62	6.33	3.32
1.65V/cell	130.0	105.1	86.1	63.3	45.8	36.6	21.6	16.2	13.23	11.18	9.70	7.73	6.40	3.37
1.60V/cell	138.2	109.3	89.4	65.0	47.4	37.5	22.1	16.6	13.49	11.38	9.84	7.83	6.48	3.38

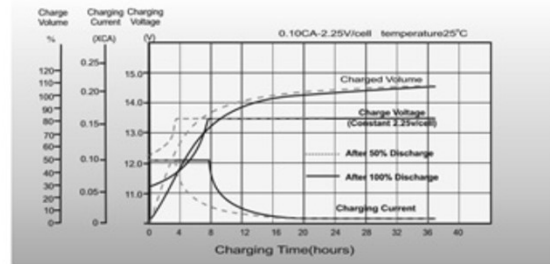
DB12-67 Constant Power Discharge (Watts/cell) at 25 °C

F.V/Time	10min	15min	20min	30min	45min	1h	2h	3h	4h	5h	6h	8h	10h	20h
1.85V/cell	161.7	140.9	123.6	96.8	72.7	59.1	35.9	27.7	23.0	19.7	17.28	14.04	11.83	6.34
1.80V/cell	187.0	158.1	137.0	104.6	77.9	62.8	37.9	29.0	24.0	20.4	17.93	14.56	12.27	6.43
1.75V/cell	200.8	170.5	145.3	109.3	80.9	65.3	39.3	29.6	24.5	20.9	18.24	14.74	12.38	6.50
1.70V/cell	211.9	179.5	151.4	113.6	83.4	67.7	40.4	30.4	25.1	21.3	18.58	14.94	12.49	6.56
1.65V/cell	226.2	186.9	156.0	116.3	85.4	69.1	41.2	31.1	25.5	21.6	18.84	15.13	12.61	6.64
1.60V/cell	235.0	191.2	160.3	118.4	87.9	70.5	41.9	31.6	25.9	21.9	19.07	15.30	12.74	6.66

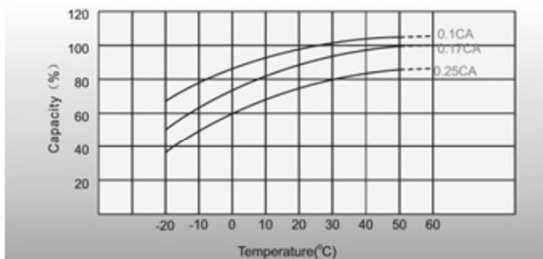
Discharge Characteristics



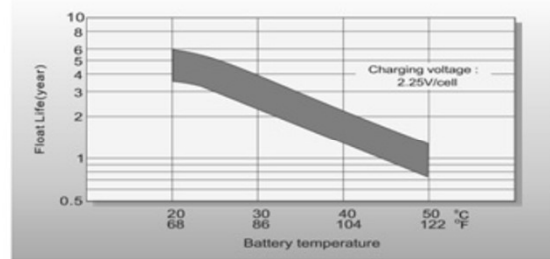
Float Charging Characteristics



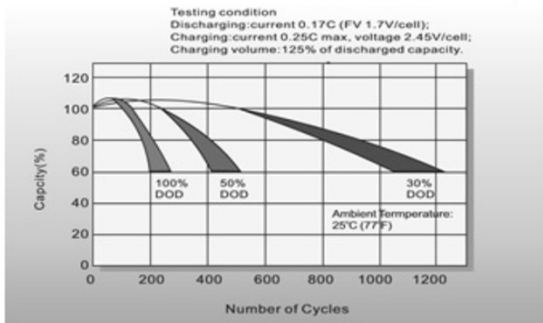
Temperature Effects in Relation to Battery Capacity



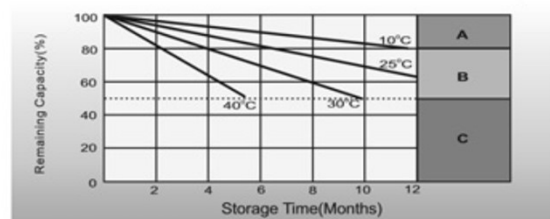
Effect of Temperature on Long Term Float Life



Cycle Life in Relation to Depth of Discharge



Self Discharge Characteristics



- A** No supplementary charge required (Carry out supplementary charge before use if 100% capacity is required.)
- B** Supplementary charge required before use. Optional charging way as below:
 1. Charged for above 3 days at limited current 0.25CA and constant voltage 2.25V/cell.
 2. Charged for above 20hours at limited current 0.25CA and constant voltage 2.45V/cell.
 3. Charged for 8-10hours at limited current 0.95CA.
- C** Supplementary charge may often fail to recover the capacity. The battery should never be left standing till this is reached.